




NEW GATED COMMUNITY
NEAR LISI LAKE




LISI LAKE FROM YOUR HOME IN
300 METERS

LISI
LAKE

WWW.ORIENTIRI.GE

LOCATION

- ➔ The project is located just **300 meters** from the shore of Lisi Lake and only **500 meters** from the central (Leo Kvachadze) Street.
- ➔ Within a 500-meter radius of the project, there are **4 leading schools**.





A pedestrian path to
Lisi Lake

School-Lyceum
"Mtsignobartukhutsesi"

British-Georgian
Academy

➤ From the neighborhood, Lisi Lake will be accessible via a pedestrian path, allowing you to enjoy the **Lisi Lake's ecosystem** without any obstacles.



LISI TOPOGRAPH

THE LAKE

ORIENTIRI LISI

BRITISH - GEORGIAN
ACADEMY

Orientiri Lisi is located in one of the most dynamically developing residential areas near **Lisi Lake in Tbilisi**. Just 500 meters from the site, you will find some of the city's most prestigious gated neighborhoods, including **Lisi Topograph** and **The Lake**.

WWW.ORIENTIRI.GE

ABOUT PROJECT



- ➔ **Lisi Orientiri** is a boutique-style neighborhood designed for private houses on the shore of Lisi Lake, where only 24 families will live. The project is scheduled for completion in May 2026.
- ➔ The project is being carried out by the construction company **GRG (www.grgroup.ge)**, which has been actively managing large-scale infrastructure projects across Georgia since 2013.
- ➔ The project is managed by the **Georgian Real Estate Agency (WWW.GREA.GE)**



WWW.ORIENTIRI.GE

IN A WELL-DEVELOPED
NEIGHBORHOOD, YOU WILL
FIND:




Outdoor lighting



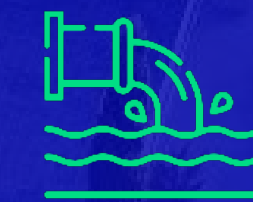
Water



Electricity



Gas



sewerage



Internet



Stormwater
drainage system

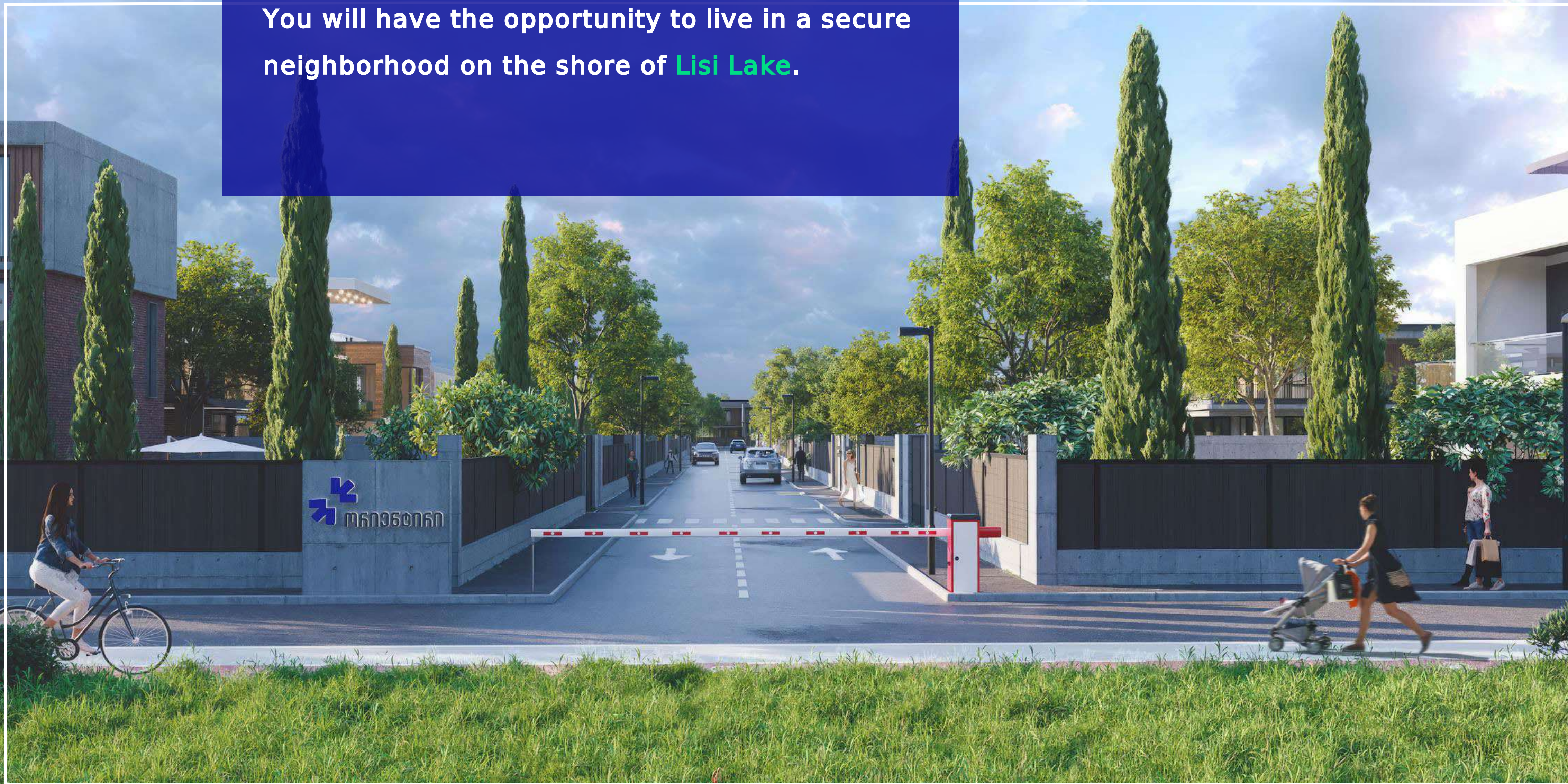


The territory will feature an
asphalt road with pedestrian
pathways



WWW.ORIENTIRI.GE

You will have the opportunity to live in a secure neighborhood on the shore of **Lisi Lake**.



WWW.ORIENTIRI.GE

A UNIFIED FENCING SYSTEM THROUGHOUT THE ENTIRE NEIGHBORHOOD:

➤ The plot will feature a fence of **up to 1.8 meters in height** at the entrance, constructed using a combination of concrete plinth and decking material.

➤ The plot will feature a **4-meter-wide gate and an entrance door.**



CHOOSE A LAND PLOT FROM 1,000 SQ.M.



WWW.ORIENTIRI.GE



WWW.ORIENTIRI.GE

LAND PLOT USAGE TERMS:

➔ CONSTRUCTION COEFFICIENTS:

K1 - 0.3 K2 - 1 K3 - 0.6

➔ PERMITTED HEIGHT: 12 M

➔ LAND PLOT STATUS:

Agricultural-rural

- The status can be changed at the buyer's request.

➔ BUILDING DENSITY AREA:

- 6 meters from the road
- 3 meters from the back
- 1 meter from the neighboring boundary





032 2 500 316

WWW.ORIENTIRI.GE

Sales office: 2B Ana Politkovskaia str.

