



NEW GATED COMMUNITY
NEAR LISI LAKE




LISI LAKE FROM YOUR HOME IN
300 METERS



WWW.ORIENTIRI.GE

LOCATION

- ➔ The project is located just **300 meters** from the shore of Lisi Lake and only **500 meters** from the central (Leo Kvachadze) Street.
- ➔ Within a 500-meter radius of the project, there are **4 leading schools**.





A pedestrian path to Lisi Lake

School-Lyceum "Mtsignobartukhutsesi"

British-Georgian Academy

➔ From the neighborhood, Lisi Lake will be accessible via a pedestrian path, allowing you to enjoy the **Lisi Lake's ecosystem** without any obstacles.



THE LAKE

LISI TOPOGRAPH

ORIENTIRI LISI

BRITISH - GEORGIAN ACADEMY

Orientiri Lisi is located in one of the most dynamically developing residential areas near **Lisi Lake in Tbilisi**. Just 500 meters from the site, you will find some of the city's most prestigious gated neighborhoods, including **Lisi Topograph** and **The Lake**.

ABOUT PROJECT



- ➔ **Lisi Orientiri** is a boutique-style neighborhood designed for private houses on the shore of Lisi Lake, where only 24 families will live. The project is scheduled for completion by the end of 2026.
- ➔ The project is being carried out by the construction company **GRG (www.grgroup.ge)**, which has been actively managing large-scale infrastructure projects across Georgia since 2013.
- ➔ The project is managed by the **Georgian Real Estate Agency (WWW.GREA.GE)**



WWW.ORIENTIRI.GE

IN A WELL-DEVELOPED NEIGHBORHOOD, YOU WILL FIND:




Outdoor lighting



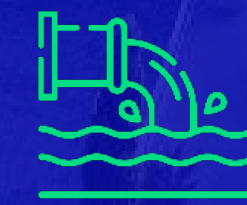
Water



Electricity



Gas



sewerage



Internet



Stormwater
drainage system



The territory will feature an asphalt road with pedestrian pathways



You will have the opportunity to live in a secure neighborhood on the shore of **Lisi Lake**.



WWW.ORIENTIRI.GE

A UNIFIED FENCING SYSTEM THROUGHOUT THE ENTIRE NEIGHBORHOOD:



➔ The plot will feature a fence of **up to 1.8 meters in height** at the entrance, constructed using a combination of concrete plinth and decking material.

➔ The plot will feature a **4-meter-wide gate and an entrance door.**

CHOOSE A LAND PLOT FROM 1,000 SQ.M.





LAND PLOT USAGE TERMS:

→ CONSTRUCTION COEFFICIENTS:

K1 - 0.3 K2 - 1 K3 - 0.6

→ PERMITTED HEIGHT: 12 M

→ LAND PLOT STATUS:

Agricultural-rural

- The status can be changed at the buyer's request.

→ BUILDING DENSITY AREA:

- 6 meters from the road
- 3 meters from the back
- 1 meter from the neighboring boundary





032 2 500 316

WWW.ORIENTIRI.GE

Sales office: 2B Ana Politkovskaia str.

